



heartbreaker

BERNSTEIN
DISPLAY

LIFESTYLE
+ VIAGGIO

MANNEQUINS
FORMS
FIXTURES
TEXTILES
DECORATIVES

EST
1917



Heartbreaker evokes an attitude and style with subtle, playful poses. Stylized features are unique to this collection and enhance the flirtatious gestures of each character in the Heartbreaker series. Male and female figures can be used alone or partnered in groups to tell the story of this romantic collection. Custom finishes and head styles are available to suit your brand.



heartbreaker

FEMALE POSE 1

ITEM# HB-F1C



Measurements:
Height 71"
Bust 32-1/2"
Waist 23-3/4"
Hip 34-1/4"
Footprint 9-1/2"
Heel 4"




heartbreaker

FEMALE POSE 2

ITEM# HB-F2C



Measurements:
Height 71"
Bust 32-1/2"
Waist 23-3/4"
Hip 34-1/4"
Footprint 9-1/2"
Heel 4"



heartbreaker

FEMALE POSE 3
ITEM# HB-F3C

Measurements:
Height 71"
Bust 32-1/2"
Waist 23-3/4"
Hip 34-1/4"
Footprint 9-1/2"
Heel 4"



heartbreaker

FEMALE POSE 4
ITEM# HB-F4C

Measurements:
Height 71"
Bust 32-1/2"
Waist 23-3/4"
Hip 34-1/4"
Footprint 9-1/2"
Heel 4"




heartbreaker

FEMALE POSE 5
ITEM# HB-F5C

Measurements:
Height 71"
Bust 32-1/2"
Waist 23-3/4"
Hip 34-1/4"
Footprint 9-1/2"
Heel 4"

ALL FEMALE
MANNEQUINS HAVE
REMOVABLE HEELS





heartbreaker

MALE POSE 1
ITEM# HB-M1

Measurements:
Height 73"
Chest 37-1/4"
Waist 30-3/4"
Hip 38-3/8"
Footprint 10-1/2"



heartbreaker

MALE POSE 2

ITEM# HB-M2




Measurements:
 Height 75-1/2"
 Chest 37-1/4"
 Waist 30-3/4"
 Hip 38-3/8"
 Footprint 10-1/2"



heartbreaker

MALE POSE 3

ITEM# HB-M3



Measurements:
 Height 73"
 Chest 37-1/4"
 Waist 30-3/4"
 Hip 38-3/8"
 Footprint 10-1/2"



heartbreaker

MALE POSE 4
ITEM# HB-M4

Measurements:
Height 75-1/2"
Chest 37-1/4"
Waist 30-3/4"
Hip 38-3/8"
Footprint 10-1/2"



SHADE



BERNSTEIN
DISPLAY

LIFESTYLE
+ VIAGGIO

MANNEQUINS
FORMS
FIXTURES
TEXTILES
DECORATIVES

EST
1917

SHADE

Female mannequins inspired by the form and grace of the Art Deco Movement. Figures capture the attitude of the work of Erté, with the style and gesture of figures featured on the covers of Vogue and Harper's Bazaar, in the early 1900's. This collection partners with a set of stylized dogs, popular in Erté art. Endless finishes are available to customize this unique mannequin collection.



SHADE

POSE 1

ITEM# SHA-F1

Measurements:
Height 74"
Bust 32-1/4"
Waist 24-7/8"
Hip 36-1/2"
Footprint 9-1/2"
Heel 4"



SHADE

POSE 2
ITEM# SHA-F2

Measurements:			
Height	68" to Head	Footprint	9-1/2"
Total Height	86"	Heel	4"
Bust	32-1/4"	Width	43"
Waist	24-7/8"	Depth	43"
Hip	36-1/2"		



SHADE

POSE 3
ITEM# SHA-F3

Measurements:
Height 74"
Bust 32-1/4"
Waist 24-7/8"
Hip 36-1/2"
Footprint 9-1/2"
Heel 4"



ALL MANNEQUINS HAVE
REMOVABLE HEELS



SHADE

POSE 4
ITEM# SHA-F4

Measurements:			
Height	58-1/2"	Width	29"
Bust	32-1/4"	Depth	53"
Waist	24-7/8"		
Hip	36-1/2"		
Footprint	9-1/2"		
Heel	4"		



SHADE

POSE 5

ITEM# SHA-F5

Measurements:
Height 74"
Bust 32-1/4"
Waist 24-7/8"
Hip 36-1/2"
Footprint 9-1/2"
Heel 4"





SHADE HEAD



ZARA HEAD



SHADE

POSE 1 -A
ITEM# SHA-F1-A


Measurements:
Height 74"
Bust 32-1/4"
Waist 24-7/8"
Hip 36-1/2"
Footprint 9-1/2"
Heel 4"



SHADE

POSE 5-A
ITEM# SHA-F5-A

Measurements:
Height 74"
Bust 32-1/4"
Waist 24-7/8"
Hip 36-1/2"
Footprint 9-1/2"
Heel 4"



SHADE

POSE 5-B
ITEM# SHA-F5-B

Measurements:
Height 74"
Bust 32-1/4"
Waist 24-7/8"
Hip 36-1/2"
Footprint 9-1/2"
Heel 4"

CURVE



BERNSTEIN DISPLAY

LIFESTYLE
+ VIAGGIO

MANNEQUINS
FORMS
FIXTURES
TEXTILES
DECORATIVES

EST
1917

CURVE

is a collection of confident and fashionable figures, focusing on the "real size" and diversity of the body we celebrate today. Many casual poses can be achieved with interchangeable arm positions which help Curve fit into any retail environment. A subtle attitude and fashionable gestures gives this group of mannequins their "curvy" appeal.



CURVE

POSE 1, ARM 1
ITEM# MD-F1390-1ARM1

Measurements:

Height	70 -1/2"	Inseam	34"
Neck	14-1/8"	Footprint	9-1/2"
Shoulder	18"	Heel	4"
Bust	42-1/4"		
Waist	33-1/4"		
Hip	44"		



CURVE

POSE 1, ARM 2
ITEM# MD-F1390-1ARM2

Measurements:

Height	70 -1/2"	Inseam	34"
Neck	14-1/8"	Footprint	9-1/2"
Shoulder	18"	Heel	4"
Bust	42-1/4"		
Waist	33-1/4"		
Hip	44"		



CURVE

POSE 1, ARM 3
ITEM# MD-F1390-1ARM3

Measurements:

Height	70 -1/2"	Inseam	34"
Neck	14-1/8"	Footprint	9-1/2"
Shoulder	18"	Heel	4"
Bust	42-1/4"		
Waist	33-1/4"		
Hip	44"		



CURVE

POSE 1, ARM 4
ITEM# MD-F1390-1ARM4

Measurements:

Height	70 -1/2"	Inseam	34"
Neck	14-1/8"	Footprint	9-1/2"
Shoulder	18"	Heel	4"
Bust	42-1/4"		
Waist	33-1/4"		
Hip	44"		



CURVE

POSE 2, ARM 1
ITEM# MD-F1390-2ARM1

Measurements:

Height	71"	Inseam	34"
Neck	14-1/8"	Footprint	9-1/2"
Shoulder	19"	Heel	4"
Bust	43-3/8"		
Waist	34"		
Hip	44"		



CURVE

POSE 2, ARM 2
ITEM# MD-F1390-2ARM2

Measurements:

Height	71"	Inseam	34"
Neck	14-1/8"	Footprint	9-1/2"
Shoulder	19"	Heel	4"
Bust	43-3/8"		
Waist	34"		
Hip	44"		



CURVE

POSE 2, ARM 3
ITEM# MD-F1390-2ARM3

Measurements:

Height	71"	Inseam	34"
Neck	14-1/8"	Footprint	9-1/2"
Shoulder	19"	Heel	4"
Bust	43-3/8"		
Waist	34"		
Hip	44"		



CURVE

POSE 2, ARM 4
ITEM# MD-F1390-2ARM4

Measurements:

Height	71"	Inseam	34"
Neck	14-1/8"	Footprint	9-1/2"
Shoulder	19"	Heel	4"
Bust	43-3/8"		
Waist	34"		
Hip	44"		



CURVE

POSE 3
ITEM# MD-F1390-3

Measurements:

Height	70-1/2"	Inseam	34"
Neck	14-3/8"	Footprint	9-1/2"
Shoulder	18-1/2"	Heel	4"
Bust	42-1/4"		
Waist	34"		
Hip	45-1/2"		

CURVE 20

The **Curve 20** collection has been extended by our digital artists utilizing the latest 3D technology. Three new, size 20, poses have been created through both digital manipulation and figurative sculpting. Masters were created via 3D printing and molded to create the new figures. Including a new head style and three new poses, this mannequin collection satisfies the curvy retail category with stylish confidence!



CURVE 20

POSE 1
ITEM# CUR20-1

Measurements:

Height	69"	Inseam	32"
Neck	14-5/8"	Footprint	9-1/2"
Shoulder	18-1/2"	Heel	3-1/2"
Bust	43"		
Waist	37"		
Hip	47"		



CURVE 20

POSE 2
ITEM# CUR20-2

Measurements:

Height	69"	Inseam	32"
Neck	14-5/8"	Footprint	9-1/2"
Shoulder	18-1/2"	Heel	3-1/2"
Bust	43"		
Waist	37"		
Hip	47"		



CURVE 20

POSE 3
ITEM# CUR20-3

Measurements:

Height	53"	Footprint	9-1/2"
Neck	14-5/8"	Heel	3-1/2"
Shoulder	18-1/2"	Seated Height	17"
Bust	43"		
Waist	37"		
Hip	49"		



CURVE HEAD



EGG HEAD



TIBBY HEAD



SQUAD

BERNSTEIN
DISPLAY

LIFESTYLE
+ VIAGGIO

MANNEQUINS
FORMS
FIXTURES
TEXTILES
DECORATIVES

EST
1917



SQUAD focuses on the body conscious physique, with well-toned male and female figures. This gym-friendly collection is perfect to feature athletic and athleisure apparel and accessories, with a casual approach and attitude in each pose. Custom finishes and head styles are available to suit your brand.



SQUAD

FEMALE POSE 1

ITEM# SQ-F1



Measurements:
Height 71-1/2"
Bust 36"
Waist 26-1/2"
Hip 37"



SQUAD

FEMALE POSE 2

ITEM# SQ-F2



Measurements:
Height 71-1/2"
Bust 36"
Waist 26-1/2"
Hip 37"



SQUAD

FEMALE POSE 3 BOTH ARMS STRAIGHT
ITEM# SQ-F3A

Measurements:
Height 71-1/2"
Bust 36"
Waist 26-1/2"
Hip 37"



SQUAD

FEMALE POSE 3 RIGHT ARM AT FRONT
ITEM# SQ-F3B

Measurements:
Height 71-1/2"
Bust 36"
Waist 26-1/2"
Hip 37"



SQUAD

MALE POSE 1

ITEM# SQ-M1

Measurements:
Height 72-1/2"
Chest 42-1/4"
Waist 33"
Hip 43-1/2"



SQUAD

MALE POSE 2 BOTH ARMS STRAIGHT

ITEM# SQ-M2A

Measurements:
Height 72-1/2"
Chest 42-1/4"
Waist 33"
Hip 43-1/2"



SQUAD

MALE POSE 2 RIGHT ARM AT FRONT
ITEM# SQ-M2B

Measurements:
Height 72-1/2"
Chest 42-1/4"
Waist 33"
Hip 43-1/2"

FEMALE HEAD



EGG HEAD

MALE HEAD



EGG HEAD



LAURIE HEAD



COOPER HEAD



ANNIE

BERNSTEIN
DISPLAY

LIFESTYLE
+ VIAGGIO

MANNEQUINS
FORMS
FIXTURES
TEXTILES
DECORATIVES

EST
1917



ANNIE

Reminiscent of the Wasp Waist figures of the 1940's, Annie's smaller top and waist are complimented by slightly accentuated hips giving her the classic hourglass figure. The conical leg gives Annie a modern twist. She is fitted with articulated arms and handsets in three styles to easily change her expression. A custom stylized head sits on a joystick-type fitting, allowing you to turn and tilt her head into endless positions, which allows for numerous staging options... great for creating excitement and interest! Annie is available with three leg positions including a sitting position, she comes in a variety of custom finishes, and is perfect for hats, handbags and accessory presentations.

Wooden Hands



Hand 1 Hand 2 Hand 3

ANNIE

POSE 1
ITEM# MD-ANNIE1

Measurements:
Height 70"
Bust 31"
Waist 23-1/8"
Hip 38"
Inseam 31-1/4"

ANNIE

POSE 2
ITEM# MD-ANNIE2

Measurements:
Height 70"
Bust 31"
Waist 23-1/8"
Hip 38"
Inseam 31-1/4"

ANNIE

POSE 3
ITEM# MD-ANNIE3

Measurements:
Height 54"
Bust 31"
Waist 23-1/8"
Hip 38"
Inseam 31-1/4"

Note:
Articulated Wooden Arms
Three Wooden Hands Options
Swivel Head
Foot Fittings
Available with other finishes

BERNSTEIN DISPLAY



151 WEST 25TH STREET, NEW YORK, NY 10001 T. 212.337.9578 F. 212.337.9579

WWW.BERNSTEINDISPLAY.COM